



# Building disputes October 2022

Complaints from 1 July 2022

## 339

Number of complaints

Workmanship  
52

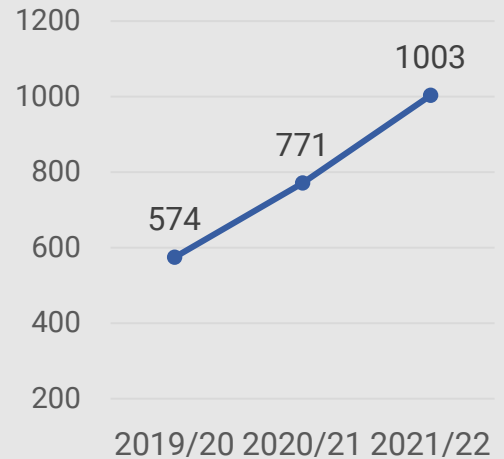
Both contractual +  
workmanship  
2

Contractual  
33

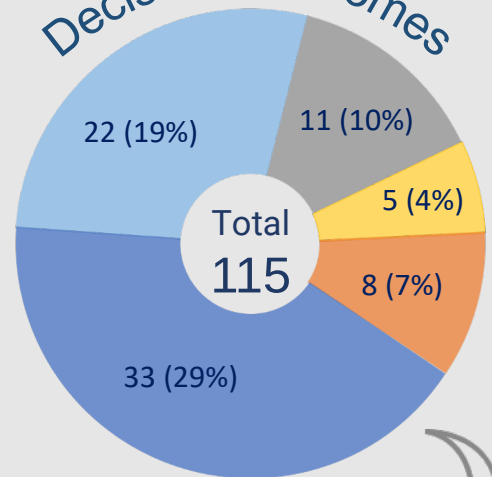
**TOTAL**  
**87**

+5.7% This time last year

+4.6% Change from last month



Decisions/outcomes

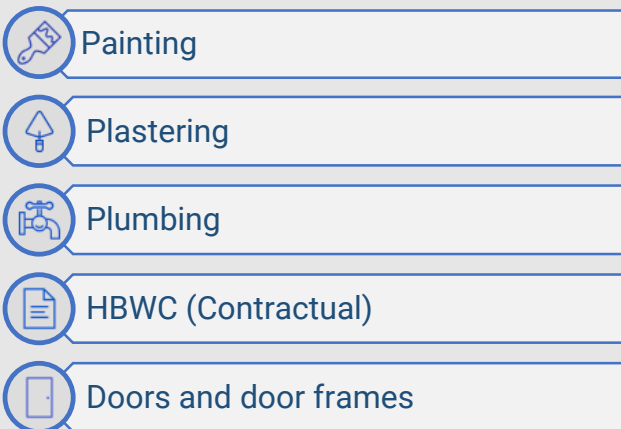


36  
(31%)

Referred to SAT



Top 5 complaint types



Active complaints

489\*

Average days to close

169

\*As of 1 Nov 2022